

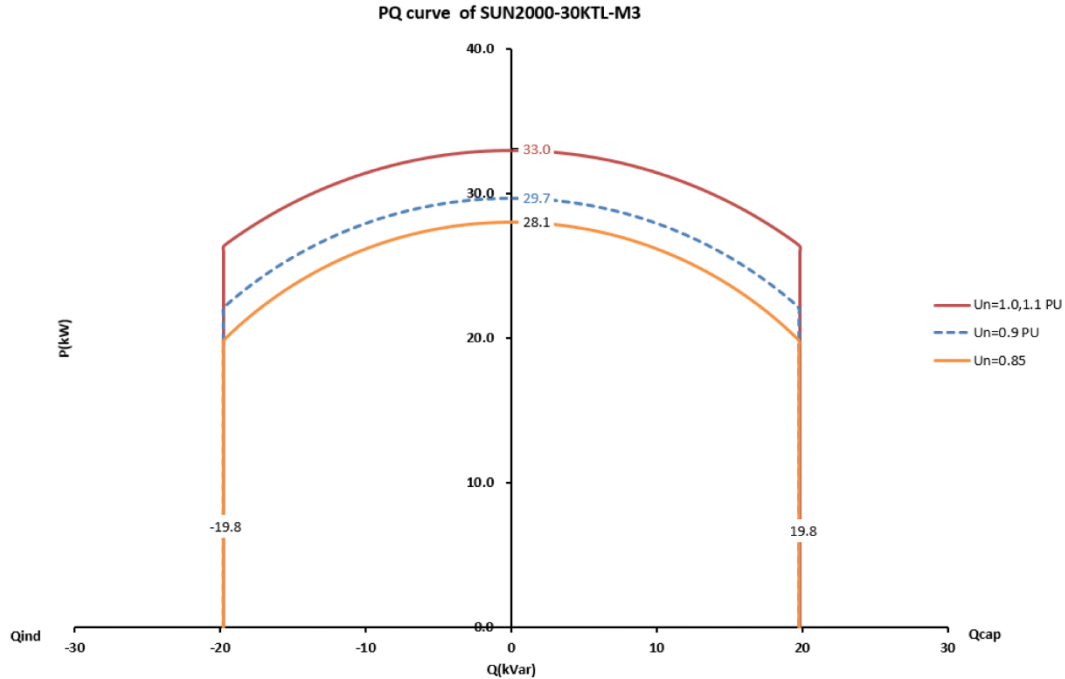
PQ Capability Curves
SUN2000-30/36/40/50KTL-M3



Huawei Technologies Co., Ltd.

PQ Curve per P<400 kW

SUN2000-30KTL-M3

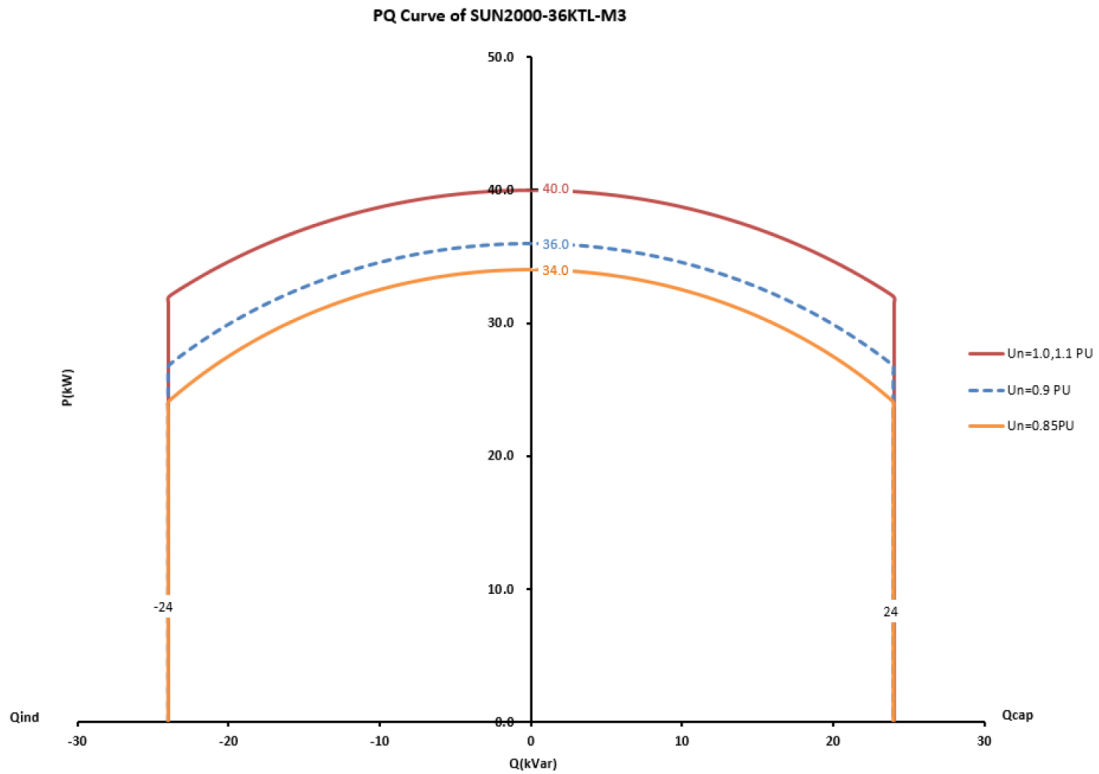


Note: When SUN2000-30KTL-M3 operates at grid voltage 1.0/1.1 p.u., the output power can reach 33kW (when PF=1) or 33kVA.

When SUN2000-30KTL-M3 operates at grid voltage 0.9 p.u., the output power can reach 29.7kW (when PF=1) or 29.7kVA.

When SUN2000-30KTL-M3 operates at grid voltage 0.85 p.u., the output power can reach 28.1kW (when PF=1) or 28.1kVA.

SUN2000-36KTL-M3

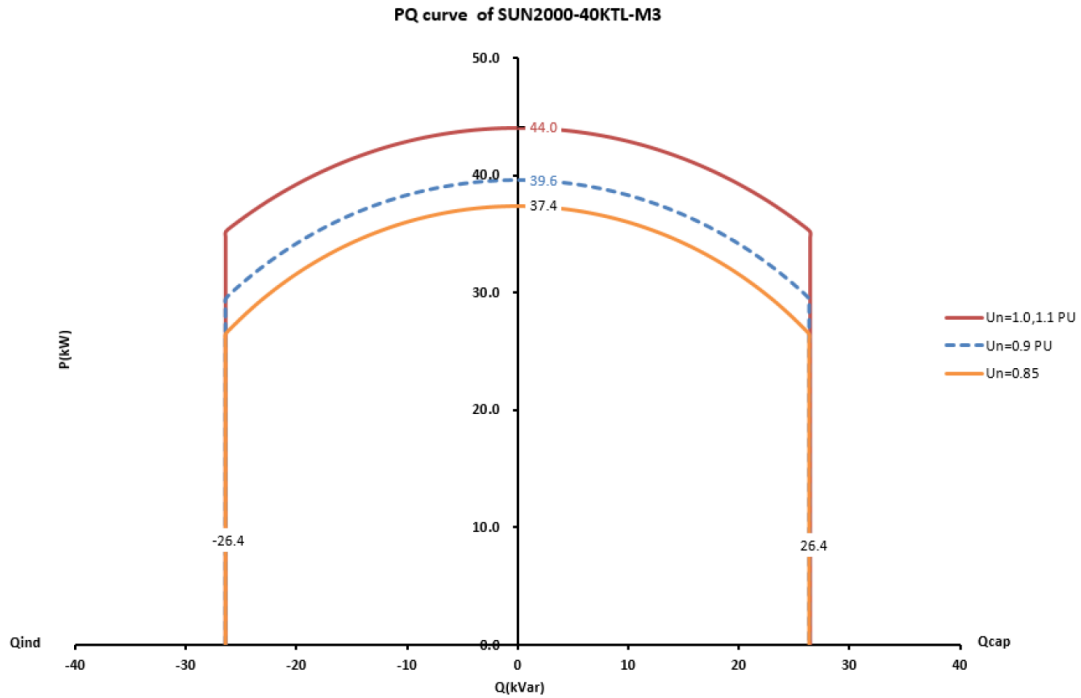


Note: When SUN2000-36KTL-M3 operates at grid voltage 1.0/1.1 p.u., the output power can reach 40kW (when PF=1) or 40kVA.

When SUN2000-36KTL-M3 operates at grid voltage 0.9 p.u., the output power can reach 36kW (when PF=1) or 36kVA.

When SUN2000-36KTL-M3 operates at grid voltage 0.85 p.u., the output power can reach 34kW (when PF=1) or 34kVA.

SUN2000-40KTL-M3

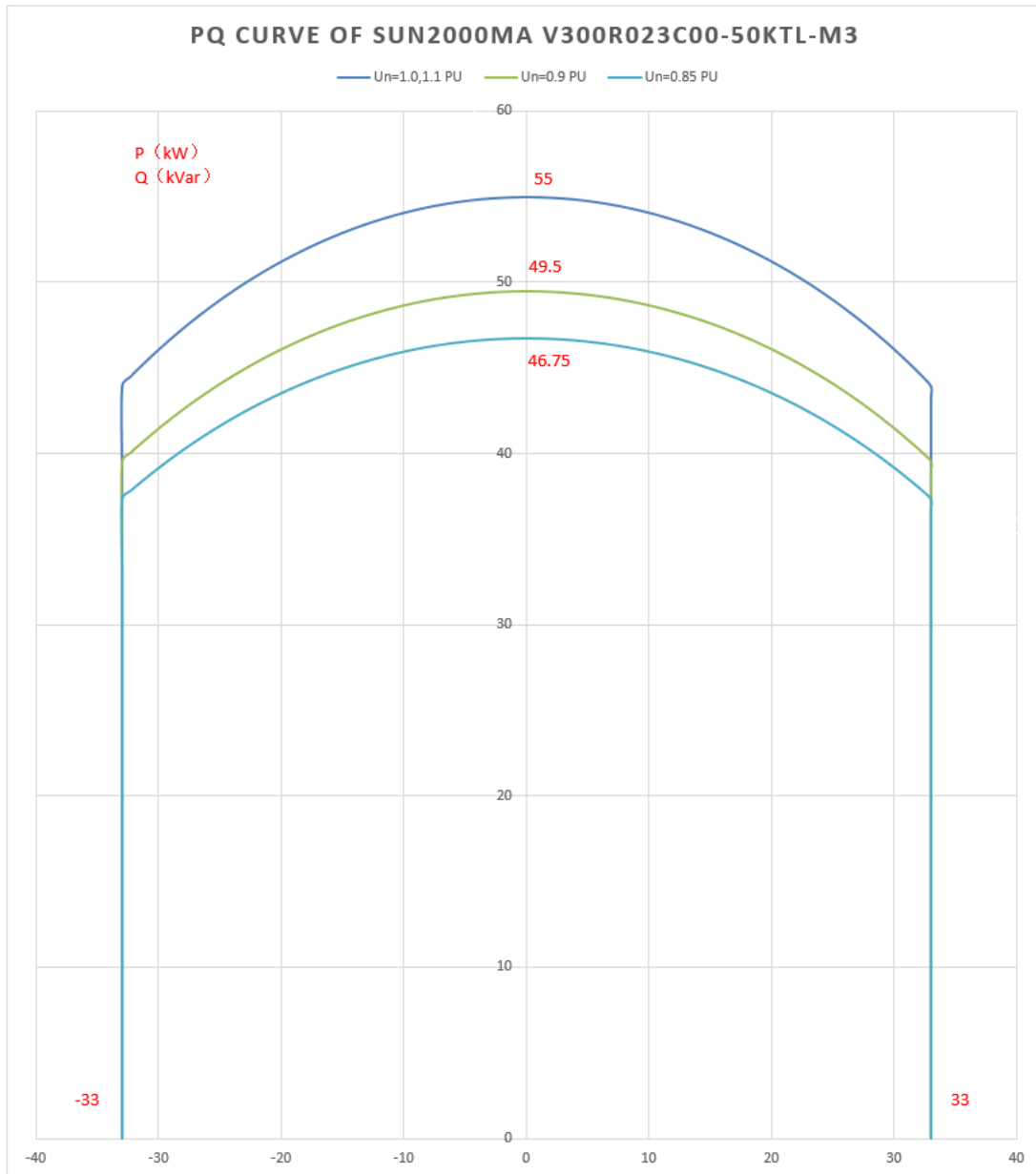


Note: When SUN2000-40KTL-M3 operates at grid voltage 1.0/1.1 p.u., the output power can reach 44kW (when PF=1) or 44kVA.

When SUN2000-40KTL-M3 operates at grid voltage 0.9 p.u., the output power can reach 39.6kW (when PF=1) or 39.6kVA.

When SUN2000-40KTL-M3 operates at grid voltage 0.85 p.u., the output power can reach 37.4kW (when PF=1) or 37.4kVA.

SUN2000-50KTL-M3



Note: When SUN2000-50KTL-M3 operates at grid voltage 1.0/1.1 p.u., the output power can reach 55kW (when PF=1) or 55kVA.

When SUN2000-50KTL-M3 operates at grid voltage 0.9p.u., the output power can reach 49.5kW (when PF=1) or 49.5kVA.

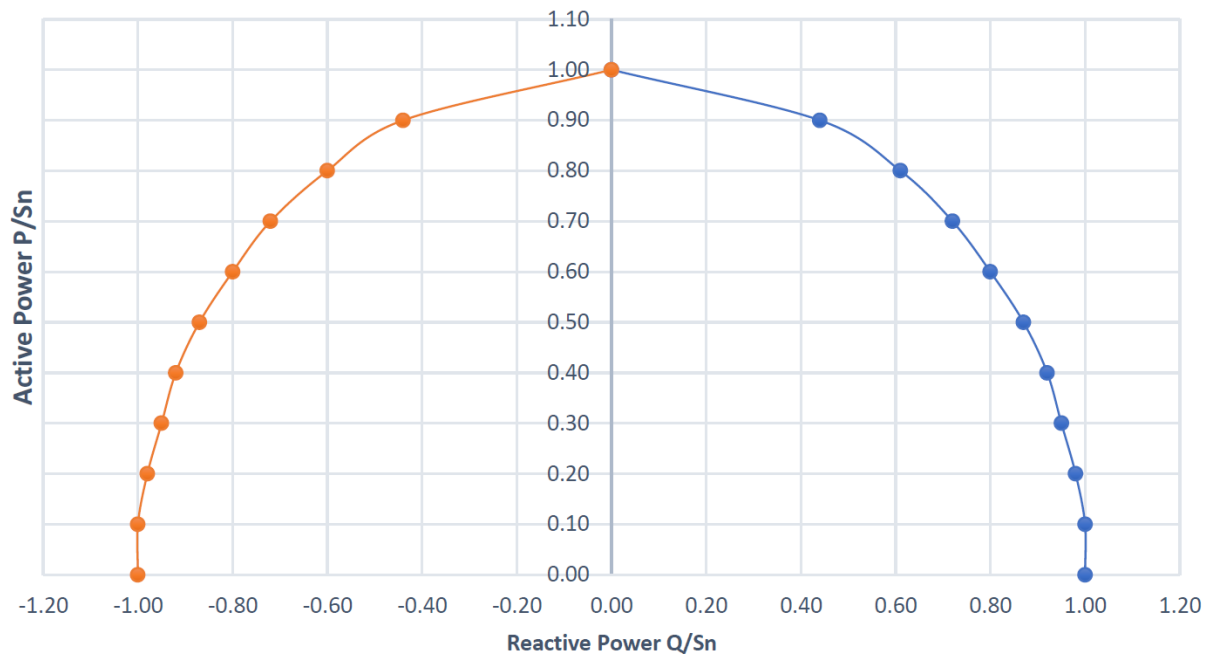
When SUN2000-50KTL-M3 operates at grid voltage 0.85 p.u., the output power can reach 46.75kW (when PF=1) or 46.75kVA.

PQ Curve per $P \geq 400$ kW

SUN2000-30/36/40/50KTL-M3

Active and reactive power at @400V

P-Q measure curve



Remark: All expressed in per unit of nominal apparent power S_n .