




## ValkPro+ Landscape 10°

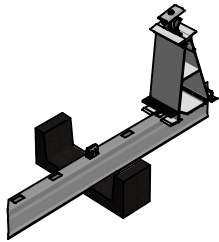
Suitable panel length:	1520 - 2320 mm
Suitable panel width:	977 - 1350 mm
Panel inclination:	10°
Available pitch:	1300 - 1600 mm (default 1500 mm)

\* See next page for system details and drawings.

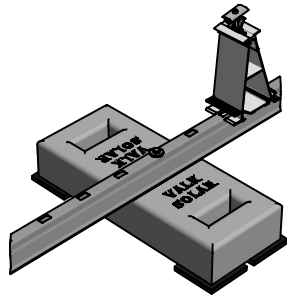




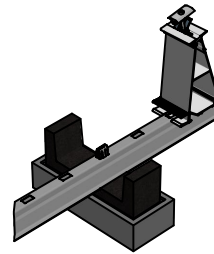
## Foundation types:



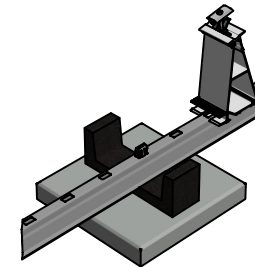
Rubber tile carriers:  
Bitumen / EPDM / Concrete / PVC



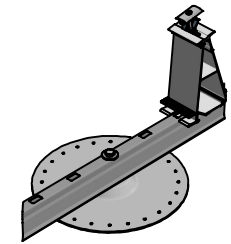
Mass blocks:  
Roof or field systems



Elevation blocks:  
for gravel roofs

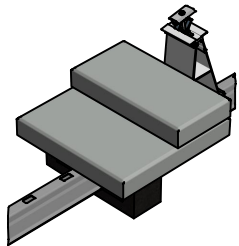


Foundation tile:  
for sedum / green roofs  
or field systems

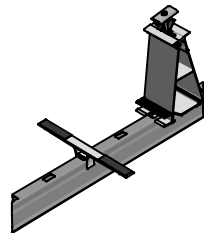


ValkSolarFix:  
for mechanical fixation

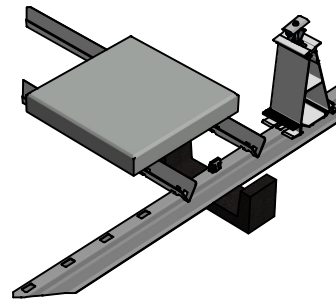
## Ballast options:



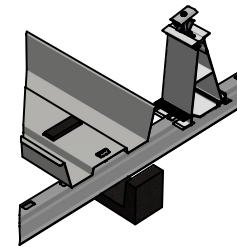
Rubber tile carriers



Ballast wings



Mass carriers



Ballast trays

## Technical dimensions:

